

## GCG Sunday School - 9th June 2024

### Lesson Outline



**Lesson:** The Holy Spirit has come.  
**Passage:** Acts 2  
**Big Idea:** The Holy Spirit came as promised, to everyone who trusted in Jesus.  
**Main Aim:** Because the Holy Spirit is here, it's time for everyone to trust in Jesus.

**Please pray** for the lesson preparation, that we and the children would be built up by God's word.

Unless you are at the Greenwich service, you will need to bring a **laptop/tablet** to play the videos. If needed, Jonny can provide a **laptop and a Bluetooth speaker**. 😊

**Additional resources:** [Mustard Seed's lesson plan](#)

### The Passage

*Context - Acts 1*

Jesus had promised the Holy Spirit would come. The Apostles would then speak about Jesus.

### Summary

1. The Holy Spirit came as promised. 2:1-13  
What does this mean? (v12)
2. This means: Now, We call on the Lord (Jesus) to be saved. (v21) 2:14-22  
Which Joel promised.  
After Jesus' signs & people's prophecy (speaking about Jesus).  
With the pouring out of the Holy Spirit.
3. This means: Now, Jesus is both the risen and ascended king. 2:23-36  
Which David promised.  
After Jesus' death.  
With the pouring out of the Holy Spirit.
4. This means: It's time for everyone to repent and call on Jesus' name. 2:37-41  
To receive the Holy Spirit.

*For them then.*

The Holy Spirit has come as Joel and David promised.

This means it's now time to call on the name of the Lord Jesus, to be saved, and to receive the Spirit.

*For us now - Same!*

### The Age Ranges






*CW (average age 4-5 years)* - Prepare the lesson for **all ages**. Then separate **Sailor** and **Officer** groups for **Heart & Hands** teaching.

*GR and EC* - Personalise **all material** for the Sailors or Officers.


**Sailors: Ages 3-6**

**Officers: Ages 7-11**

## The Rough Format.

Get Going 3 min + song	Main Teaching ~15 mins	Heart & Hands ~20 mins	Land The Lesson ~10 mins	Extra Fun Time ~10 mins
				
Welcome & Pray Quick Recap Song	The Big Idea The Main Aim	Activities Discussion	Recap Memory Verse Pray to close.	Optional: Can go mid-session.

## Outline Idea

	<b>Get Going</b> Welcome, Pray, Quick Recap & Song
--	---

At Greenwich and Eltham, the Sailor leader will lead the “Get Going” section.

### Welcome and connect briefly with the children

- Ask them a fun question, showing we're interested in their lives. Such as:
  - What's the best thing you did yesterday/ this morning?
  - What was the tastiest food you ate? The smelliest thing you smelled?

### Prayer by the leader

- Let's listen carefully to what God has to say to us today.

### Introduce the passage theme

#### The time has come.

- Things help us know what time it is.
  - The sun comes up.  
What does that mean? It's time to wake up.
  - Lunch bell.  
What does that mean? We eat lunch.
  - The Holy Spirit has come.  
What does that mean? It's time to call on Jesus to be saved!

Link: When the time comes, we need to do what's right.  
The Holy Spirit came, so the time had come to call on Jesus' name.

### Very Speedy Recap - Scroll of time

Last week's big idea:

Jesus rose from the dead, proving we can trust all he said.



Link: But he didn't stay on earth, he had more planned.


### Song

If needed, talk through the words and actions before singing.

God's people in God's place

- <https://www.youtube.com/watch?v=xivGAMCuvx4>

**GR & EC - Split into **Sailor** and **Officer** groups for the remainder of the session.**  
**CW - Remain together.**



## Main Teaching

Teaching the Big Idea & Main Aim.

*Have a Bible open throughout for the children to see that we're teaching from God's word, and not from our heads.*

*Arrive clearly and repeatedly to the Big Idea and Main Aim.*

*Think about how you'll make the lesson interactive by asking questions and getting children involved.*

- Teaching Idea

What is it time for? Fill in the tick-boxes as you go through the scenes.

I'll act out the introduction before giving Peter's speech, summarised as 3 points.

- Lesson Points

- Intro: The Holy Spirit came as promised. 2:1-13  
 Tongues of fire, speaking in tongues etc.  
 What does this mean? (v12) (What is it time for?)
1. This means: Now, We call on the Lord (Jesus) to be saved. (v21) 2:14-22  
 Which Joel promised.  
 After Jesus' signs & people's prophecy (speaking about Jesus).  
 With the pouring out of the Holy Spirit.
  2. This means: Now, Jesus is both the risen and ascended king. 2:23-36  
 Which David promised.  
 After Jesus' death.  
 With the pouring out of the Holy Spirit.
  3. This means: It's time for everyone to repent and call on Jesus' name. 2:37-41  
 To receive the Holy Spirit.

- Question ideas to ask while teaching:

Intro: What do you think it looked like, sounded like, felt like?  
 Who here can speak a different language?

1. Who was Joel?  
 What signs did Jesus do, to show Joel's words were happening? (Miracles)  
 So, what is it time to do? (Call on Jesus' name)
2. Who was David?  
 What did Jesus do, to show Joel's words were happening? (Death, resurrection, ascension)
3. So, what is it time to do? (Call on Jesus' name)  
 What does it mean to call on Jesus' name?

What will happen if we call on Jesus' name? (Be saved and receive Spirit)

- Brief Application - Main aim expanded.

- Sailors: You may need to state the application and expand it a bit.
- Officers: You can ask questions to arrive at the application.

How does this help us think differently/ act differently/ talk differently?

What about at school/ at home/ at church?

- Sailors

*Interactive talk through the text.*

**Helpful questions:** *What noise do you think it made? How did he feel? What face would she have made?*

**Helpful teaching methods:** *Make actions to copy at certain points, act it out, place pictures on the wall, go for a walk around the room, use Lego/Playmobile figures.*

- Visual aids (To stick on the wall using Bluetak) - They'll need cutting out.

Page 1. Point 1. Joel said... Wonders, Spirit would come, it's time to repent to be saved.

Page 2. Point 2. David said... Death, resurrection, ascension, spirit coming. So what's it time for?

Page 3. Point 3. Peter speaking. It's time to repent to be saved and receive the spirit!

- Officers

*Interactive talk through the text.*

**Helpful questions** might be: *Why do you think he did that? What did she get right/ wrong? What would you do in his situation?*

**Helpful teaching methods:** *Act it out, have them draw scenes, shout out the best thing they see in the passage, make a puppet show using paper and card, go for a walk outside, use Lego figures.*

- Visual aids

You can use the sheet to help them think through the parts of the passage.



## Heart and Hands

Think more about the Main Aim with: Activities and discussion.

### Activities - Craft or worksheet

- Sailors - [Craft.](#)

[Remind them of the Big Idea during the craft.](#)

- Officers - [Worksheet.](#)

[Talk through the teaching points and application.](#)

- Extra games - In the GDrive.

If you finish craft early, you may want to play a game with the remaining time.

### Discussion - What would it look like to believe the Main Aim?

*Think through with the children what the Main Aim means for our lives.*

- Talk through the Main Aim further.

- Sailors - [Go further than Brief Application.](#)

- Officers - *Go further than Brief Application, with questions to provoke thought.*



## Land the lesson

Bring everything together with: Recap, Memory Verse and Prayer.

### Memory verse

*"Christ died for our sins according to the Scriptures, ... he was buried, ... he was raised on the third day according to the Scriptures, ... he appeared to Cephas, and then to the Twelve... then he appeared to James, then to all the apostles, and last of all he appeared to me."*

1 Corinthians 15:3-8 (NIV)

Ideas for learning the memory verse. I will provide the verse on laminated paper with Blutak.

- **Sailors & Officers** - They can stamp and clap along with the song:  
<https://www.facebook.com/GracechurchGreenwich/videos/1264759920526313/>

### Pray

Encourage the children to pray with you about the Big Idea and Main Aim.

They could **thank/praise God** for it or **ask for help** in believing it.

- **Sailors**

You could ask for hands up/ thumbs up for those who would like to pray.

You could suggest "Popcorn prayers" - really short prayers. Or "Arrow prayers" - We all shoot up like an arrow at the end. Or you could try the idea we use with Officers.

- **Officers**

You could pass an object, like a Bible, around the room. When a child receives the Bible, they can choose to pray in their head or aloud.



### Extra fun time.

An optional game, which can be played mid-session.

*Game idea. Feel free to play something different!*

- **Sailors** - [What's the time Mr Wolf?](#)  
Add in a "Holy Spirit time!"
- **Officers** - [Psychiatrist](#)  
Add in something passage-related.

Link (not super-important): Reminds them of the passage (sometimes).

### Sign out with Take Home Sheets

- While signing out with Rollcall, Take Home sheets will be provided to carers and parents about the children's lesson.

### Final notes

The following items will be printed for you and brought to the lesson:

- Main teaching pictures and materials.
- Activities: Sailors craft and Officers worksheets.
- Memory verse, laminated.
- Take Home Sheets.

Additional materials will be available:

- Craft materials.
- Pens, paper, glue, scissors.